

Transport Topics

2010

**The Road
To Recovery?**

Top 100 For-Hire Carriers



Europe:
1,052,045 Class 8

Luxembourg:
13,629 HCVs

China:
2,447 Concrete Mixers
2010 April Reg

- 82.1% cash purchases
- 17.9% loans

Chengdu City:
321 Concrete Mixers

United States:
6,692,703 Class 6-8 VIO

Kansas City:
1,277 Class 8, 2005-2010 YM,
Freightliners

Wayne County, MI:
114,965 Commercial Pickups

Better Decisions. No Boundaries.

The level of geography you want at the level of detail you need.

When it comes to understanding which commercial vehicles are in your markets, having the world's best data in-hand is crucial. Our data-driven solutions for the commercial vehicle industry help you maximize market share, identify emerging market trends, optimize inventory and target your best prospects – locally, globally or somewhere in between.



Data-Driven Solutions for the Global Commercial Vehicle Industry

www.polk.com/commercialvehicle



A Word From the Publisher

The headline for the 2010 TRANSPORT TOPICS' Top 100 For-Hire Carriers was this: "The Recovery Appears to Take Hold." And while some trucking companies have reacted to positive economic news by expanding the size of their fleets, many of the largest for-hire carriers are taking a different approach — keeping a lid on the number of tractors and trailers while shifting the focus of their operations from long-haul freight movement to local and regional distribution and channeling more investment into rail, air and ocean transportation.

How such divergent strategies will affect future freight hauling capacity is one of the great questions facing shippers and carriers today.

One thing is clear from looking at TRANSPORT TOPICS' Top 100 For-Hire Carriers list. Trucking is no longer just a business that hauls freight on highways.

Schneider National Inc., a truckload carrier that has developed a substantial logistics business, added 500 rail containers and reduced the number of highway trailers in its fleet by more than 4,600 units over the past year.

At J.B. Hunt Transport Services, a company whose founder helped launch the longhaul, over-the-road truckload business after trucking was deregulated in 1980, has trimmed its truck fleet in half in the past five years and derived 86% of its revenue in 2009 from intermodal and logistics services.

U.S. Xpress Enterprises Co-Chairmen Patrick Quinn and Max Fuller said they see rail intermodal as a "viable alternative to cross-country truck transit."

Averitt Express, a regional less-than-truckload general freight carrier, added intermodal to its service offerings and both C.R. England Inc., a refrigerated truckload carrier, and NFI Industries, the parent of dry-van truckload carrier NFI Transportation, added refrigerated rail containers to their fleets in the past year.

As these moves clearly show, the nation's largest for-

hire carriers are becoming more deeply involved in managing the movement of freight across many different modes and to and from many different places in the world.

Still, it's important to remember that over-the-road trucking is not going to disappear, or even shrink in size.

American Trucking Associations said it expects rail intermodal tonnage will rise 83% to 253.1 million tons in 2021 from 138.6 million tons in 2009. Truck tonnage, however, is expected to rise by 2.7 billion tons, or 30.7%, to 11.5 billion tons in 2021 from 8.8 billion tons in 2009.

In terms of revenue, the forecast is much the same. Rail intermodal revenue is expected to more than double to \$22.2 billion in 2020 from \$10.1 billion in 2008, an increase of \$12.1 billion. Truck revenue in the same period is expected to rise to \$1.34 trillion from \$660.3 billion, an increase of \$680 billion.

Researcher Noel Perry, in a report prepared for officials at U.S. Xpress, said the potential to shift freight from truck to rail was actually "quite small." Trucking would continue to dominate transportation in shorthaul markets, in part because the cost advantages of rail transport are diminished by higher transfer and delivery costs, he concluded.

Notwithstanding the fact that the volume and value of freight carried by truck dwarfs the amount of freight carried by rail, it's clear that trucking companies want to provide shippers with more choices of transportation services.

And that means the nation's top motor carriers will likely have to continue to invest in both intermodal and highway transportation services to meet the needs of shippers in the years ahead.







Howard Abramson

A handwritten signature in cursive that reads "Howard Abramson".

ACKNOWLEDGMENTS AND SOURCES

The 2010 Transport Topics 100 is a project of TRANSPORT TOPICS Publishing Group and features data compiled from public and private for-hire trucking companies. In some cases, revenue estimates were used to determine sector rankings.






Senior Features Writer Daniel P. Bearth coordinated the project with assistance from Karen Villar. Cover design is by George Dively, director of art and production. The design is by Patrick Donlon, assistant director of art and production.

RANK 2009	RANK 2008	COMPANY	REVENUE (000)	% CHANGE	NET INCOME (000)	% CHANGE	EMPLOYEES	EQUIPMENT	OPERATING UNITS (DESCRIPTION OF SERVICES)
1	1	 UPS Inc. Atlanta NYSE: UPS Scott Davis, Chairman and CEO David Abney, COO Kurt Kuehn, CFO <i>www.ups.com</i>	45,297,000 51,486,000	-12.0	2,152,000 3,003,000	-28.4	408,000 426,000	12,268 company-owned tractors 66,425 company-owned package cars, straight trucks, vans and motorcycles 22,015 trailers 253 aircraft	UPS Package Operations (air and ground package delivery) UPS Supply Chain Solutions (transportation management, air, ocean, rail and ground freight forwarding, customs brokerage, supply chain design, contract carriage, service parts distribution and repair, returns management, assembly and distribution, vehicle routing, dispatch and tracking systems) UPS Freight (regional and interregional LTL, truckload, dedicated con- tract carriage, refrigerated intermodal) UPS Logistics Technologies (information technology) UPS Capital Corp. (equipment leasing, trade finance, freight payment and insurance) UPS Mail Innovations (mail processing) The UPS Store (franchiser of retail shipping, postal and business service stores) UPS Consulting (management consulting)
2	2	 FedEx Corp. ¹ Memphis, Tenn. NYSE: FDX Frederick Smith, Chairman and CEO Alan Graf Jr., CFO <i>www.fedex.com</i>	34,734,000 35,497,000	-2.1	1,184,000 98,000	NA	280,000 290,000	22,800 company-owned tractors 22,000 owner-operator tractors, straight trucks and vans 38,900 straight trucks and vans 664 aircraft	FedEx Express, FedEx Trade Networks, FedEx SupplyChain Systems (domestic and international air and ground package and freight delivery, air and ocean freight forwarding, customs brokerage, transportation management, order fulfillment, warehousing and distribution, service parts, returned goods management, supply chain consulting) FedEx Ground, FedEx SmartPost (commercial and residential ground package delivery and consolidation) FedEx Freight, FedEx Custom Critical (regional and national LTL, expedited) FedEx Services, FedEx Office, FedEx Customer Information Services (sales and marketing, information technology support, document and business services, customer service, billings and collections)
3	3	 DHL USA ² Plantation, Fla. (Deutsche Post DHL) Frank Appel, Global CEO Ian Clough, CEO, DHL Express (USA) John Gilbert, CEO, Exel <i>www.dhl-usa.com</i>	6,586,872 12,293,347	-46.4	NA NA	NA	NA NA	46 company-owned tractors 151 straight trucks 2,532 pickups and cargo vans 28 trailers	DHL Express (international air and ground package delivery) DHL Global Forwarding (air and ocean freight forwarding) Exel (supply chain consulting, transportation management, dedicated contract carriage, warehousing and distribution, assembly and packag- ing, returns management, order fulfillment, service parts distribution) Exel Transportation Services (intermodal, freight brokerage) Exel Direct (commercial and residential delivery)
4	4	 YRC Worldwide Inc. Overland Park, Kan. Nasdaq: YRCW William Zollars, Chairman and CEO Sheila Taylor, CFO <i>www.yrcw.com</i>	5,282,778 8,940,401	-40.9	(622,019) (976,373)	NA	36,000 55,000	18,600 company-owned tractors 400 straight trucks 65,600 trailers	YRC Inc. (national and international LTL and TL, expedited, cross-border services) YRC Reimer (regional and interregional LTL in Canada, cross-border services) New Penn Motor Express, Holland, Reddaway (regional and interre- gional LTL and TL, expedited, cross-border services) YRC Glen Moore (dry van TL) YRC Logistics (transportation management, warehousing and distribu- tion, air and ocean freight forwarding, freight brokerage, LTL freight service in China) YRC Enterprise Services (information technology)

Footnotes:






¹ FedEx Corp. revenue and net income are for 12 months ended May 31, 2010, and May 31, 2009.






² DHL USA revenue includes North, South and Central America.

RANK 2009	RANK 2008	COMPANY	REVENUE (000)	% CHANGE	NET INCOME (000)	% CHANGE	EMPLOYEES	EQUIPMENT	OPERATING UNITS (DESCRIPTION OF SERVICES)
5	5	Ryder System Miami  NYSE: R Gregory Swienton, Chairman and CEO John Williford, President Robert Sanchez, CFO <i>www.ryder.com</i>	4,887,254 5,999,041	-18.5	61,945 199,881	-69.03	22,900 24,100	49,328 company-owned tractors 63,949 straight trucks 8,578 pickups and cargo vans 49,660 trailers	Ryder Fleet Management Solutions (equipment leasing and rental, contract maintenance, emergency roadside assistance, used truck sales) Ryder Supply Chain Solutions (supply chain consulting, transportation management, warehousing and distribution, freight brokerage, trade services) Ryder Dedicated Contract Carriage (dedicated contract carriage)
6	6	Con-way Inc. San Mateo, Calif.  NYSE: CNW Douglas Stotlar, President and CEO Stephen Bruffett, CFO <i>www.con-way.com</i>	4,269,239 5,036,817	-15.2	(110,936) 66,961	NA	27,400 26,600	11,808 company-owned tractors 150 lease-to-own tractors 102 owner-operator tractors 105 straight trucks and vans 33,028 trailers	Con-way Freight (regional and interregional LTL) Con-way Truckload (dry van TL) Con-way Multimodal (freight brokerage, intermodal) Menlo Worldwide Logistics (supply chain consulting, transportation management, dedicated contract carriage, warehousing and distribution, freight brokerage) Road Systems (trailer manufacturing)
7	7	Penske Truck Leasing Co. Reading, Pa.  (Penske Corp., Penske Automotive Group and General Electric Co.) Roger Penske, Chairman Brian Hard, President, Penske Truck Leasing Vince Hartnett, President, Penske Logistics <i>www.GoPenske.com</i>	4,000,000 4,000,000	0.0	NA NA	NA	18,000 19,000	60,250 company-owned trucks 91,100 straight trucks 53,200 trailers	Penske Truck Leasing (equipment leasing and rental, contract maintenance, used truck sales) Penske Logistics (supply chain consulting, transportation management, dedicated contract carriage, warehousing and distribution, air and ocean freight forwarding, facilities engineering)
8	8	J.B. Hunt Transport Services Lowell, Ark.  Nasdaq: JBHT Wayne Garrison, Chairman Kirk Thompson, President and CEO Craig Harper, COO David Mee, CFO <i>www.jbhunt.com</i>	3,203,321 3,731,943	-14.2	136,435 200,593	-32.0	14,171 14,667	7,970 company tractors 1,199 owner-operator tractors 21,951 trailers 40,236 containers	J.B. Hunt Intermodal (intermodal and drayage) J.B. Hunt Truck (dry van and refrigerated TL and LTL, expedited) J.B. Hunt Dedicated Contract Services (dedicated contract carriage, commercial and residential delivery) J.B. Hunt Integrated Capacity Solutions (freight brokerage)
9	9	Schneider National Inc. Green Bay, Wis.  Chris Lofgren, President and CEO Mark Rourke, President, Transportation Bill Matheson, President, Intermodal John Brenholt, CFO <i>www.schneider.com</i>	2,900,000 3,700,000	-21.6	NA NA	N.A	18,468 21,000	9,100 company-owned tractors 1,940 owner-operator tractors 34,150 trailers 12,028 containers	Schneider National Carriers (dry van TL, expedited, dedicated contract carriage) Schneider National Bulk Carriers (liquid and chemical bulk, petroleum tank) Schneider Intermodal Services (intermodal) Schneider Finance (equipment leasing) Schneider Logistics (supply chain consulting, transportation management, freight brokerage, air and ocean freight forwarding, intermodal drayage, warehousing and distribution, customs brokerage)

All numbers for 2008 are printed in blue.






RANK 2009	RANK 2008	COMPANY	REVENUE (000)	% CHANGE	NET INCOME (000)	% CHANGE	EMPLOYEES	EQUIPMENT	OPERATING UNITS (DESCRIPTION OF SERVICES)
10	10	Swift Transportation Phoenix, Ariz. Jerry Moyes, Chairman and CEO Richard Stocking, COO Virginia Henkels, CFO <i>www.swifttrans.com</i>	2,571,000 3,399,810	-24.4	NA NA	NA	15,500 19,700	12,440 company-owned tractors 3,585 owner-operator tractors 49,200 trailers 4,300 containers	Swift Transportation (dry van and refrigerated TL, flatbed and heavy specialized, dedicated contract carriage, intermodal, cross-border services, drayage, freight brokerage)
11	13	Landstar System Jacksonville, Fla. Nasdaq: LSTR Henry Gerken, Chairman and CEO James Handoush, Patrick O'Malley, COO James Gattoni, CFO <i>www.landstar.com</i>	2,008,796 2,643,069	-24.0	69,950 110,930	-36.9	1,374 1,317	8,519 owner-operator tractors and straight trucks 13,302 trailers	Landstar Transportation Logistics (dry van and refrigerated TL and LTL, flatbed, heavy specialized, intermodal, dry bulk, dedicated contract carriage, expedited, air and ocean freight forwarding, customs brokerage, project cargo, warehousing, information technology) Signature Insurance Co. (insurance, claims management)
12	12	Sirva Inc. Westmont, Ill. Wes Lucas, CEO J. Gordon Smith, CFO <i>www.sirva.com</i>	1,698,900 2,747,400	-38.2	NA NA	NA	2,600 2,800	2,627 owner-operator tractors 1,348 straight trucks 129 pickups and cargo vans 4,362 trailers	Allied Van Lines, North American Van Lines, Global Van Lines (household goods, commercial and industrial moving and storage) Sirva Relocation (relocation-management support services, mortgage services)
13	14	Werner Enterprises Omaha, Neb. Nasdaq: WERN Clarence Werner, Chairman Gary Werner, Vice Chairman Gregory Werner, President and CEO Derek Leathers, COO John Steele, CFO <i>www.werner.com</i>	1,666,470 2,165,599	-23.0	56,584 67,580	-16.3	11,352 13,526	6,575 company-owned tractors 675 owner-operator tractors 23,880 trailers	Werner Truckload Transportation Services (dry van and refrigerated TL, flatbed, expedited, dedicated contract carriage, cross-border services) Werner Value Added Services (freight brokerage, transportation management, intermodal, freight audit and payment, assembly and distribution, information technology) Werner Global Logistics (air and ocean freight forwarding, customs brokerage) Fleet Truck Sales (used truck and trailer sales)
14	15	TransForce Inc. Saint-Laurent, Quebec TSE: TFI Alain Bedard, Chairman and CEO <i>www.transforce.ca</i>	1,618,111 2,119,880	-23.7	9,577 74,674	-87.2	13,900 15,270	4,900 company-owned tractors 1,800 owner-operator tractors 12,000 trailers	Byers Transport, Canadian Freightways, Click Express, Epic Express, Kingsway, La Crete Transport, Select Daily, Thibodeau, TST Overland Express (national and international LTL) ATS Retail Solutions, Canpar, ICS Courier (ground package delivery, includes operations of ATS Andlauer acquired in November 2009) A&M International, Besner, Ganeca, Gregoire, Highland, J.C. Germain, Lacaille International, Legal Freight Services, Papineau International, TST Truckload, UTL Transportation Services (dry van TL) Bergeron, Couture, D. Donnelly, Durocher International, Excellent Specialized, GHl Transport, Golden International, Highland Intermodal, Kingsway Bulk, Landry, LaPalme, Martrans, McArthur Express, McGill Air, Mirabel Logistic, Nordique, P&W Intermodal, Trans4 Dedicated Services, TST Expedited and TST Air, Watson (flatbed and heavy specialized, curtain van, liquid and dry bulk, chemical and petroleum tank, dump, explosives, air and ground expedited, intermodal) CK Logistics, E&L Logistics, Kobelt Transportation, Patriot Freight Services, St. Lambert, Stream Logistics, Trans4Logistics, Transterm/N.A.T, TST Load Brokerage Services, Universal Contract Logistics (transportation management, dedicated contract carriage, freight brokerage) Howard's Transport Service, Hemphill Trucking, Kos Oilfield Transportation, McMurray Serv-U Expediting, Rebel Transport, Winalta, Westfreight Systems (oilfield services) Lafleche Environmental, Matrec, Malex, Thibault , (waste management) Beadry Personnel Services, TLS Trailer Leasing, Unique Personnel Services (fleet management and personnel services)

RANK 2009	RANK 2008	COMPANY	REVENUE (000)	% CHANGE	NET INCOME (000)	% CHANGE	EMPLOYEES	EQUIPMENT	OPERATING UNITS (DESCRIPTION OF SERVICES)
15	17	UniGroup Inc. Fenton, Mo. <i>UniGroup, Inc.</i> H. Daniel McCollister, Chairman and CEO Richard McClure, President Jim Powers, CFO www.unigroupinc.com	1,600,000 2,000,000	-20.0	NA 4,959	NA	1,050 1,100	4 company-owned tractors 6,397 owner-operator tractors 4,169 straight trucks 174 pickups and cargo vans 10,615 trailers 735 containers	United Van Lines, Mayflower Transit (household goods, commercial and industrial moving and storage, vehicle delivery, high-value products, trade show exhibits, warehousing) United Mayflower Container Services (portable self-storage container moving services) UniGroup Worldwide UTS (international household goods moving, air and ocean freight forwarding, high-value products, trade show exhibits, flatbed and heavy specialized) Allegiant Move Management (government and military household goods moving and storage) Vanliner Insurance Group (insurance) Trans Advantage (equipment sales and service)
16	18	Arkansas Best Corp. Fort Smith, Ark.  Nasdaq: ABFS Robert Young III, Chairman Judy McReynolds, President and CEO www.arkbest.com	1,472,901 1,833,052	-19.6	(127,889) 29,168	NA	10,347 10,968	3,962 company-owned tractors 73 straight trucks 19,764 trailers	ABF Freight System (national and regional LTL, expedited, warehousing and distribution, returns management, packaging and order fulfillment, transportation of furniture, electronics and high-value goods, trade show exhibits and self-storage containers) FleetNet America (emergency breakdown services, vehicle maintenance and towing) Data-Tronics Corp. (information technology services) FreightValue Inc. (freight brokerage)
17	19	U.S. Xpress Enterprises Chattanooga, Tenn.  Max Fuller, Co-Chairman and CEO Pat Quinn, Co-Chairman and President Jeffrey Wardeberg, COO Ray Harlin, CFO www.usxpress.com	1,394,537 1,825,693	-23.6	NA NA	NA	10,566 11,100	6,836 company-owned tractors 1,700 owner-operator tractors 21,458 trailers	U.S. Xpress (dry van TL, expedited, intermodal, dedicated contract carriage, freight brokerage, transportation management) Arnold Transportation Services (dry van TL, dedicated contract carriage, 99% ownership) Total Transportation of Mississippi (dry van TL, dedicated contract carriage, 90% ownership) Abilene Motor Express (dry van TL, 7% ownership) C&C Trucking (dry van TL, 80% ownership) Smith Transport (dry van TL, dedicated contract carriage, 47% ownership) Xpress Internacional (dry van TL in Mexico, cross-border services, 49% ownership) Xpress Global Systems (warehousing and distribution of carpet and floor coverings)
18	21	Estes Express Lines Richmond, Va.  Rob Estes, President and CEO Billy Hupp, Executive Vice President and COO www.estes-express.com	1,304,000 1,479,990	-11.9	NA NA	NA	12,469 13,358	5,547 company-owned tractors 247 straight trucks 68 pickups and cargo vans 21,994 trailers	Estes Express Lines (regional and national LTL and TL, dedicated contract carriage, warehousing, expedited, assembly and distribution, commercial and residential delivery, returned goods management, supply chain consulting) Estes Forwarding Worldwide (air and ocean freight forwarding) Estes Brokerage (freight brokerage) Estes Logistica (freight management to and from Mexico) Estes Leasing (equipment leasing and rental)
19	22	Purolator Courier Ltd. Mississauga, Ontario  (Canada Post Corp, Barry Lapointe Holdings) Stewart Bacon, Chairman William Henderson, President and CEO John Costanzo, President, Purolator USA www.purolator.com	1,256,245 1,464,375	-14.2	NA NA	NA	11,300 12,500	487 company-owned tractors 6 owner-operator tractors 149 straight trucks 3,191 pickups and cargo vans 1,113 trailers 18 aircraft	Purolator Courier, Purolator USA (air and ground package delivery, expedited, cross-border services) Purolator Freight (regional and interregional LTL) Purolator International (international package and freight delivery) Purolator Global Supply Chain Services (supply chain consulting, transportation management, air and ocean freight forwarding, warehousing, customs brokerage)
20	20	Old Dominion Freight Line Thomasville, N.C.  Nasdaq: ODFL Earl Congdon, Chairman David Congdon, President and CEO John Yowell, COO J. Wes Frye, CFO www.odfl.com	1,245,005 1,537,714	-19.0	34,871 68,677	-49.2	9,608 10,864	5,390 company-owned tractors 114 straight trucks 21,185 trailers	OD Domestic (regional and interregional LTL and TL, intermodal, freight brokerage, commercial and residential delivery) OD Warehousing and Distribution Services (warehousing and distribution) OD Expedited (air and ground expedited) OD Global (air and ocean freight forwarding, package consolidation, drayage) OD Technology (information technology)






RANK 2009	RANK 2008	COMPANY	REVENUE (000)	% CHANGE	NET INCOME (000)	% CHANGE	EMPLOYEES	EQUIPMENT	OPERATING UNITS (DESCRIPTION OF SERVICES)
21	23	Greatwide Logistics Services Dallas  (Cambridge Capital Partners, D.E. Shaw Group) Leo Suggs, Chairman and CEO John Simone, President and COO Bob LaRose, CFO <i>www.greatwide.com</i>	1,000,000 1,200,000	-16.7	NA NA	NA	3,200 2,900	633 company-owned tractors 435 lease-to-own tractors 3,899 owner-operator tractors 5,628 trailers	Greatwide Dedicated Transport (dedicated contract carriage, includes assets of YRC Logistics acquired in November 2009) Greatwide Dallas Mavis , Greatwide American Trans-Freight , Greatwide Cheetah Transportation (dry van and refrigerated TL, flatbed, intermodal) Greatwide Managed Transportation Services (transportation management) Greatwide Brokerage (freight brokerage) Greatwide Warehousing (warehousing and distribution)
22	30	C.R. England Inc. Salt Lake City  Daniel England, Chairman Dean England, CEO Wayne Cederholm, COO Keith Wallace, CFO <i>www.crengland.com</i>	919,092 873,209	5.3	48,521 36,142	34.3	5,531 3,750	864 company-owned tractors 2,432 leased-to-own tractors 256 owner-operator tractors 5,425 trailers 320 containers	England North American Division (refrigerated and dry van TL) England Dedicated (dedicated contract carriage, transportation management) England Mexico (cross-border services) England Logistics (freight brokerage, air and ocean freight forwarding, intermodal, dry and refrigerated LTL, parcel, transportation management, supply chain consulting, facility engineering, warehousing) England Refrigerated Intermodal (rail intermodal) C.R. England Cold Storage (warehousing and distribution) Premier Truck Driving Schools (driver training) Horizon Truck Sales and Leasing (truck sales and leasing) Wabash of Utah Trailer Sales & Service (trailer sales and maintenance)
23	24	Crete Carrier Corp. Lincoln, Neb.  Duane Acklie, Chairman Tonn Ostergard, President and CEO John Peetz, COO Dean Troester, CFO <i>www.cretecarrier.com</i>	850,000 1,109,856	-23.4	NA NA	NA	5,750 5,941	4,800 company-owned tractors 300 owner-operator tractors 13,500 trailers	Crete Carrier Corp. (dry van TL, dedicated contract carriage, warehousing) Shaffer Trucking (refrigerated TL, dedicated contract carriage) Hunt Transportation (flatbed, heavy specialized)
24	25	Saia Inc. Johns Creek, Ga.  Nasdaq: SAIA H.A. Trucksess III, Chairman Richard O'Dell, President and CEO James Darby, CFO <i>www.saia.com</i>	849,141 1,030,421	-17.6	(7,875) (20,727)	NA	7,200 7,700	3,260 company-owned tractors 125 lease-to-own tractors 5 owner-operator tractors 79 straight trucks 48 pickups and cargo vans 11,089 trailers	Saia Motor Freight Line (regional and interregional LTL, expedited)
25	32	Prime Inc. ¹ Springfield, Mo.  Robert Low, President and CEO Dean Hoedl, CFO <i>www.primeinc.com</i>	837,382 850,000	-1.5	92,248 80,193	15.0	3,528 NA	1,811 company-owned tractors 2,618 owner-operator tractors 6,149 trailers	Prime Inc. (refrigerated, dry van and flatbed TL, liquid bulk, transportation management, dedicated contract carriage) Prime Logistics (freight brokerage) Prime Floral (floral transportation, consolidation and distribution services) LHP Transportation Services (freight brokerage, intermodal)







Footnotes:

¹ Prime Inc. revenue and net income is for 12 months ended March 31, 2010, and March 31, 2009.

RANK 2009	RANK 2008	COMPANY	REVENUE (000)	% CHANGE	NET INCOME (000)	% CHANGE	EMPLOYEES	EQUIPMENT	OPERATING UNITS (DESCRIPTION OF SERVICES)
26	35	 NFI Industries Cherry Hill, N.J. Bernard Brown, Chairman Jeffrey Brown, Vice-Chairman Ike Brown, Vice-Chairman Sidney Brown, CEO Steve Grabell, CFO <i>www.NFIindustries.com</i>	810,000 800,000	1.3	NA NA	NA NA	5,500 5,000	1,966 company-owned tractors 190 owner-operator tractors 77 lease-to-own tractors 7,350 trailers	NFI Transportation (dry van TL, dedicated contract carriage) NFI Distribution (warehousing and distribution, order fulfillment, information technology, includes operations of Network Logistic Solutions acquired in August 2009) NFI Logistics (transportation management, freight brokerage, freight payment, warehousing, information technology) NFI Intermodal (intermodal, drayage) NFI Real Estate (commercial and industrial real estate development and construction) NFI Global (air and ocean freight forwarding) NFI Consulting (supply chain consulting) NFI Contract Packaging (assembly and packaging, order fulfillment) NFI Solar (solar energy development, established in April) NFI Transportation Brokerage (freight brokerage, established in April)
27	26	 Averitt Express Cookeville, Tenn. Gary Sasser, President and CEO Wayne Spain, COO George Johnson, CFO <i>www.averittpress.com</i>	768,348 969,000	-20.7	NA NA	NA NA	NA NA	3,668 company-owned tractors 48 straight trucks 12,210 trailers	Averitt Express (regional and interregional LTL, flatbed, dry van and refrigerated TL, dedicated contract carriage, expedited, air and ocean freight forwarding, freight brokerage, intermodal, warehousing and distribution, drayage, product assembly, transportation management, returned goods management, supply chain consulting)
28	27	 Atlas World Group Evansville, Ind. Glen Dunkerson, Chairman and CEO Jack Griffin, President and COO Richard Olsen, CFO <i>www.atlasworldgroup.com</i>	715,000 908,400	-21.3	NA NA	NA NA	350 359	2,321 company-owned tractors 1,670 straight trucks 4,218 trailers	Atlas Van Lines, Atlas Van Lines Canada (household goods, commercial and industrial moving and storage, high-value goods, store fixtures, trade show exhibits, electronics and fine art, dry van TL) Atlas Van Lines International, Red Ball International (air and ocean freight forwarding) American Vanpac Carriers (international freight forwarding for government and military personnel) Smart Move Transportation (portable container moving and storage) Cornerstone Relocation Group, Avail Resource Management (relocation and move management services) Titan Global Distribution (transportation management, warehousing and installation services) Atlas World-Class Travel (travel and lodging services) Atlas Terminal Co. (equipment sales and repair, financial services)
29	33	 Southeastern Freight Lines Lexington, S.C. W.T. Cassels Jr., Chairman and CEO W.T. Cassels III, President and COO J. Russell Burleson Jr., CFO <i>www.sefl.com</i>	703,354 842,175	-16.5	NA NA	NA NA	6,883 7,296	2,937 company-owned tractors 199 owner-operator tractors 27 straight trucks 9,387 trailers	Southeastern Freight Lines (regional and interregional LTL) G&P Trucking (dry van TL) Compass LLC (freight brokerage)
30	31	 Ruan Transportation Management Systems Des Moines, Iowa John Ruan III, Chairman and CEO Ralph Arthur, President Steven Chapman, COO Tracey Ball, CFO <i>www.ruan.com</i>	680,134 870,897	-21.9	NA NA	NA NA	4,553 5,143	2,584 company-owned tractors 82 owner-operator tractors 18 straight trucks 4,450 trailers	Ruan Transportation Management Systems (dedicated contract carriage, liquid and dry bulk, chemical tank, transportation management, supply chain consulting, freight brokerage, warehousing, assembly and distribution, intermodal, yard management) Ruan Transport Corp. (liquid and dry bulk, chemical tank)








RANK 2009	RANK 2008	COMPANY	REVENUE (000)	% CHANGE	NET INCOME (000)	% CHANGE	EMPLOYEES	EQUIPMENT	OPERATING UNITS (DESCRIPTION OF SERVICES)
31	36	Lynden Inc. Anchorage, Alaska Paul Steere, Chairman Jonathan Burdick, President and COO Jim Jansen, CEO Brad McKeown, CFO <i>www.lynden.com</i>	680,000 780,000	-12.8	NA NA	NA NA	2,267 2,338	711 company-owned tractors 62 straight trucks 2,735 trailers 5,605 containers	Lynden Transport (dry van and refrigerated TL, flatbed and LTL) Brown Line LLC (refrigerated TL) LTI Inc. (liquid and dry bulk) Alaska West Express (chemical and petroleum tank, intermodal, dry bulk, flatbed, heavy specialized) Lynden International (air and ocean freight forwarding, customs brokerage) Alaska Marine Lines, Bering Marine Corp. (barge) Lynden Air Cargo (air freight) Lynden Logistics (transportation management, dedicated contract carriage)
32	28	CRST International Cedar Rapids, Iowa John Smith, Chairman David Rusch, President and CEO Wesley Brackey, CFO <i>www.crst.com</i>	679,622 895,705	-24.1	NA NA	NA NA	3,740 3,824	1,394 company-owned tractors 513 lease-to-own tractors 1,045 owner-operator tractors 4,973 trailers	CRST Van Expedited (dry van TL, expedited, dedicated contract carriage) CRST Malone (flatbed, dedicated contract carriage) CRST Dedicated Services (dedicated contract carriage) CRST Logistics (transportation management, freight brokerage) CRST Capacity Solutions (freight brokerage)
33	42	Kenan Advantage Group Canton, Ohio Lee Shaffer, Chairman Dennis Nash, President and CEO Carl Young, CFO <i>www.thekag.com</i>	672,113 628,163	7.0	NA 4,395	NA	5,622 5,480	2,155 company-owned tractors 1,076 owner-operator tractors 3,294 trailers	Advantage Tank Lines, BXI, KAG West, Kenan Transport, Klemm Tank Lines, North Canton Transfer Co., Petro-Chemical Transport (petroleum and chemical tank, propane, asphalt — includes assets of Reinhard Transportation acquired in November 2009) Transport Service Co. (chemical tank, liquid bulk) KAG Logistics, KAG Ethanol Logistics (supply chain consulting, transportation management) KAG Tank Services (trailer maintenance)
34	38	Knight Transportation Phoenix NYSE: KNX Kevin Knight, Chairman and CEO Keith Knight, COO David Jackson, CFO <i>www.knighttrans.com</i>	651,721 766,935	-15.0	50,563 56,261	-10.1	4,500 4,713	3,407 company-owned tractors 329 owner-operator tractors 8,493 trailers	Knight Transportation (dry van TL, contract carriage) Knight Refrigerated (refrigerated TL) Knight Intermodal (intermodal drayage) Knight Brokerage (freight brokerage) Knight Truck and Trailer Sales (equipment sales and leasing) Squire Transportation (driver training)
35	40	Vitran Corp. Toronto TSX: VTN, Nasdaq: VTNC Richard McGraw, Chairman Richard Gaetz, CEO Sean Washchuk, CFO <i>www.vitran.com</i>	629,260 726,337	-13.4	(3,972) (71,225)	NA	4,832 4,728	1,836 company-owned tractors 502 owner-operator tractors 6,967 trailers 451 chassis 519 containers	Vitran Express (regional, interregional and international LTL) Vitran Express Canada (national and international LTL) Frontier Transport Corp. (dry and refrigerated TL) Vitran Logistics (transportation management, warehousing and distribution, freight brokerage)
36	34	Quality Distribution Inc. Tampa, Fla. Nasdaq: QLT Thomas White, Chairman Gary Enzor, President and CEO Stephen Attwood, CFO <i>www.qualitydistribution.com</i>	613,609 815,290	-24.7	(180,534) 12,112	NA	810 1,673	704 company-owned tractors 862 affiliate-owned tractors 1,273 owner-operator tractors 6,410 trailers	Quality Carriers Inc. (chemical tank, liquid and dry bulk) Boasso Services (intermodal tank, container storage, shipping, maintenance and repair)

RANK 2009	RANK 2008	COMPANY	REVENUE (000)	% CHANGE	NET INCOME (000)	% CHANGE	EMPLOYEES	EQUIPMENT	OPERATING UNITS (DESCRIPTION OF SERVICES)
37	37	 Covenant Transportation Group Chattanooga, Tenn. Nasdaq: CVTI David Parker, Chairman and CEO Richard Cribbs, CFO www.covenanttransport.com	588,687 773,914	-23.9	(25,030) (53,391)	NA	4,819 5,279	3,113 company-owned tractors 93 owner-operator tractors 8,005 trailers	Covenant Transport (dry van TL, expedited, dedicated contract carriage) Southern Refrigerated Transportation (refrigerated TL) Star Transportation (dry van TL) Covenant Transport Solutions (freight brokerage)
38	29	 Anderson Trucking Service St. Cloud, Minn. Rollie Anderson, Chairman and CEO Jacob Wood, COO Scott Fuller, CFO www.atsinc.com	569,692 880,146	-35.3	NA NA	NA	1,150 1,360	500 company-owned tractors 1,400 owner-operator tractors 5,500 trailers	ATS Specialized (flatbed, heavy specialized) ATS Inc. (dry van TL) ATS Logistics Services (freight brokerage and transportation management) ATS International Services Inc. (heavy specialized, project management, intermodal, air and ocean freight forwarding, customs brokerage) ICE International (barge) Warren Transport, Midwest Specialized Transportation (flatbed, heavy specialized, dry van TL) SunBelt Furniture Xpress (transportation of furniture, residential and commercial delivery, dry van TL, dedicated contract carriage, expedited — includes operations of Anderson Truck Line and Newton Transportation acquired in August and June 2009) Competitive Equipment Leasing (equipment leasing) Transportation Trucking Insurance Co. (insurance)
39	44	 Marten Transport Mondovi, Wis. Nasdaq: MRTN Randolph Marten, Chairman and CEO Timothy Kohl, President Robert Smith, COO James Hinnendael, CFO www.marten.com	505,874 607,099	-16.7	16,267 18,071	-10.0	2,666 2,775	2,087 company-owned tractors 177 owner-operator tractors 3,958 trailers	Marten Transport (refrigerated TL, intermodal, freight brokerage) MW Logistics (freight brokerage, liquid and dry bulk, 45% ownership)
40	41	 Trimac Group Calgary, Alberta, and Houston TSE: TMA.UN Jeffrey McCaig, Chairman and CEO Tom Connard, President and COO — U.S. Maurice McCaig, President and COO — Canada Craig Bourgeois, CFO — U.S. Scott Calver, CFO — Canada www.trimac.com	505,000 665,000	-24.1	NA NA	NA	4,200 4,200	988 company-owned tractors 886 owner-operator tractors 4,918 trailers	Trimac Transportation Services (chemical and petroleum tank, liquid and dry bulk, wood chips, pressurized gases, hazardous materials, tank cleaning, equipment maintenance in Canada) Trimac Transportation Inc. (chemical and petroleum tank, liquid and dry bulk, pressurized gases, tank cleaning, intermodal, equipment maintenance in the United States) Bulk Plus Logistics (supply chain consulting, transportation management, dedicated contract carriage, freight brokerage, bulk transfer and storage, inventory management) NRT Transportation (liquid and dry bulk, 29% ownership) Harris Transportation (petroleum tank, 50% ownership) Cross Border Logistics (transportation management, 50% ownership)
41	39	 Universal Truckload Services Inc. Warren, Mich. Nasdaq: UACL Matthew Moroun, Chairman Donald Cochran, President and CEO Robert Sigler, CFO www.goutsi.com	503,230 759,517	-33.7	4,900 14,886	-67.1	630 605	158 company-owned tractors 3,400 owner-operator tractors 5,200 trailers	Universal Am-Can Ltd., Mason & Dixon Lines, Louisiana Transportation, Great American Lines (dry van TL and flatbed, heavy specialized, includes assets of David Ohlrich Agency and Pacer Transport acquired in July and August 2009, respectively) Mason Dixon Intermodal (intermodal drayage) CrossRoad Carriers (freight brokerage, transportation management, intermodal) NYP of Michigan, Universal Logistics Services (freight brokerage, air and ocean freight forwarding, customs brokerage, includes assets of D. Kratt International acquired in December 2009)

RANK 2009	RANK 2008	COMPANY	REVENUE (000)	% CHANGE	NET INCOME (000)	% CHANGE	EMPLOYEES	EQUIPMENT	OPERATING UNITS (DESCRIPTION OF SERVICES)
42	45	 Celadon Group¹ Indianapolis Nasdaq: CLDN Stephen Russell, Chairman and CEO Chris Hines, President and COO Paul Will, Vice-Chairman and CFO <i>www.celadontrucking.com</i>	490,338 565,900	-13.4	2,500 6,540	-61.8	3,777 3,874	1,278 company-owned tractors 1,853 lease-to-own tractors 357 owner-operator tractors 9,900 trailers	Celadon Trucking Services, Celadon Canada, Servicios de Transportacion Jaguar (dry van TL, intermodal) Celadon Logistics Services (freight brokerage) Celadon Dedicated Services (warehousing and distribution) TruckersB2B (buying group)
43	48	 Stevens Transport Dallas Steven Aaron, Chairman and CEO Todd Aaron, Vice-Chairman Clay Aaron, President <i>www.stevenstransport.com</i>	479,291 545,094	-12.1	64,831 67,851	-4.5	2,450 2,550	1,650 company-owned tractors 750 owner-operator tractors 3,050 trailers	Stevens Transport (refrigerated TL, intermodal, transportation management)
44	47	 Dart Transit Co. Eagan, Minn. Donald Oren, Chairman David Oren, President <i>www.dart.net</i>	474,000 557,000	-14.9	NA NA	NA	479 615	2,539 owner-operator tractors 7,385 trailers 350 containers	Dart Transit Co. (dry van TL, dedicated contract carriage) Dart Intermodal (intermodal) Dart Advantage Logistics (freight brokerage) Dart Advantage Warehousing (warehousing, order fulfillment, inventory management)
45	46	 Interstate Distributor Co. Tacoma, Wash. Terry McLean, Chairman George Payne, CEO Jim Tener, CFO <i>www.intd.com</i>	469,622 565,172	-16.9	NA NA	NA	2,706 3,000	1,906 company-owned tractors 58 owner-operator tractors 7,340 trailers	Interstate Distributor Co. (dry van and refrigerated TL, dedicated contract carriage, intermodal, expedited, warehousing and distribution, freight brokerage and transportation management)
46	43	 Heartland Express North Liberty, Iowa Nasdaq: HTLD Russell Gerdin, Chairman and CEO Michael Gerdin, President John Cosaert, CFO <i>www.heartlandexpress.com</i>	459,539 625,600	-26.5	56,949 69,968	-18.6	2,781 3,279	2,850 company-owned tractors 150 owner-operator tractors 8,500 trailers	Heartland Express (dry van TL)
47	49	 Roadrunner Transportation Systems Cudahy, Wis. NYSE: RRTS Scott Rued, Chairman Mark DiBlasi, President and CEO Peter Armbruster, CFO <i>www.rrts.com</i>	450,351 537,378	-16.2	(1,783) (3,834)	NA	1,040 829	1,300 owner-operator tractors 900 trailers	Roadrunner Transportation Systems (expedited LTL and TL, intermodal, includes assets of Bullet Freight Systems acquired in December 2009) Sargent Transportation Group (dry van TL, freight brokerage)

Footnotes:






¹ Celadon Group revenue and net income is for 12 months ended June 30, 2009, and June 30, 2008.

RANK 2009	RANK 2008	COMPANY	REVENUE (000)	% CHANGE	NET INCOME (000)	% CHANGE	EMPLOYEES	EQUIPMENT	OPERATING UNITS (DESCRIPTION OF SERVICES)
48	Not Ranked	 TransX Group Winnipeg, Manitoba Louis Tolaini, President Mike Jones, COO Ed Neiroda, CFO Ron Joseph, President, Transx USA <i>www.transx.com</i>	448,666 488,281	-8.1	NA NA	NA NA	2,544 2,506	826 company-owned tractors 110 lease-to-own tractors 551 owner-operator tractors 39 straight trucks and vans 3,925 trailers 920 containers	TransX (dry van and refrigerated TL and LTL, intermodal, air cargo, expedited, hazardous materials) CanXpress (refrigerated TL and LTL) DeckX (flatbed) Expert Customs Brokers (customs brokerage) TX Logistics Services (transportation management, freight brokerage)
49	Not Ranked	 Western Express Nashville, Tenn. Wayne Wise, President <i>www.westernexp.com</i>	439,000 594,000	-26.1	NA NA	NA NA	NA NA	2,500 company-owned tractors 6,250 trailers	Western Express (dry van TL, flatbed, expedited, dedicated contract carriage, intermodal, freight brokerage)
50	57	 Shevell Group Elizabeth, N.J. Myron Shevell, Chairman and CEO Thomas Connery, COO Craig Eisenberg, CFO <i>www.shevellgroup.com</i>	434,000 453,000	-4.2	NA NA	NA NA	3,400 3,500	2,640 company-owned tractors 20 owner-operator tractors 131 straight trucks 10 pickups and cargo vans 5,200 trailers	New England Motor Freight (regional dry van and refrigerated LTL, expedited, intermodal drayage, assembly and distribution) Eastern Freightways (dry van TL) Carrier Industries (warehousing, dedicated contract carriage, packaging) Apex Logistics (freight brokerage) NEMF World Transport (ocean freight forwarding, transloading)
51	51	 AAA Cooper Transportation Dothan, Ala. Mack Dove, Chairman and CEO Reid Dove, President and CEO <i>www.aacooper.com</i>	420,000 519,338	-19.1	NA NA	NA NA	4,200 4,500	2,350 company-owned tractors 85 straight trucks 6,250 trailers	AAA Cooper Transportation (regional and interregional LTL and TL, dedicated contract carriage, port services, ocean freight forwarding)
52	54	 Forward Air Corp. Greenville, Tenn. Nasdaq: FWRD Bruce Campbell, Chairman and CEO Rodney Bell, CFO <i>www.forwardair.com</i>	417,410 474,436	-12.0	9,802 42,542	-77.0	2,755 2,670	464 company-owned tractors and straight trucks 2,310 trailers	Forward Air Inc. (air freight, expedited LTL and TL) Forward Air Solutions Inc. (warehousing and distribution)
53	52	 Comcar Industries Auburndale, Fla. Mark Bostick, Chairman and CEO Tom Hindle, COO Robert Fox, CFO <i>www.comcar.com</i>	401,279 503,672	-20.3	NA NA	NA NA	3,294 3,662	2,030 company-owned tractors 773 owner-operator tractors 5,575 trailers	Commercial Carrier Corp. (refrigerated and dry van TL, flatbed, liquid and dry bulk, transportation management) Coastal Transport (flatbed, freight brokerage) CTL Distribution (chemical tank and dry bulk) Midwest Coast Transport, Willis Shaw Express (refrigerated TL, dedicated contract carriage, freight brokerage) Commercial Truck & Trailer Sales (truck, trailer, and parts sales) Commercial Warehousing Inc., Super Cool Cold Storage (warehousing) Comcar Logistics (dedicated contract carriage, transportation management)
54	50	 USA Truck Van Buren, Ark. Nasdaq: USAK Robert Powell, Chairman Cliff Beckham, President and CEO Garry Lewis, COO Darron Ming, CFO <i>www.usa-truck.com</i>	382,368 535,620	-28.6	(7,177) 3,140	NA	3,000 3,025	2,172 company-owned tractors 32 lease-to-own tractors 140 owner-operator tractors 6,904 trailers	USA Truck (dry van TL, dedicated contract carriage, intermodal) Strategic Capacity Solutions (transportation management, freight brokerage)

RANK 2009	RANK 2008	COMPANY	REVENUE (000)	% CHANGE	NET INCOME (000)	% CHANGE	EMPLOYEES	EQUIPMENT	OPERATING UNITS (DESCRIPTION OF SERVICES)
55	59	RoadLink Atlanta Mike Shelton, President Mike Haley, CEO Robert Vitale, CFO <i>www.RoadLink.com</i>	374,000 439,000	-14.8	NA NA	NA	2,400 2,900	90 lease-to-own tractors 1,700 owner-operator tractors 457 trailers	RoadLink Transportation Solutions (intermodal drayage, regional dry van TL, container storage) RoadLink Workforce Solutions (freight loading and unloading, warehousing, assembly and distribution)
56	53	Frozen Food Express Industries Dallas Nasdaq:FFEX Stoney Stubbs, Jr., Chairman and CEO S. Russell Stubbs, President John Hickerson, COO John McManama, CFO <i>www.ffex.net</i> <i>www.ffeinc.com</i>	373,051 490,536	-24.0	(16,415) 605	NA	2,187 2,587	1,554 company-owned tractors 389 owner-operator tractors 3,786 trailers	FFE Transportation Services (refrigerated LTL and TL, dry van TL, intermodal) Lisa Motor Lines (refrigerated TL, intermodal, dedicated contract carriage) American Eagle Lines (dry van TL, intermodal) FFE Logistics (freight brokerage, air and ocean freight forwarding, expedited)
57	60	Canada Cartage System Mississauga, Ontario (Nautic Partners) Jeff Lindsay, President and CEO <i>www.canadacartage.com</i>	350,520 431,112	-18.7	NA NA	NA	NA NA	1,500 company-owned tractors 500 owner-operator tractors 400 straight trucks 30 pickups and cargo vans 2,300 trailers	Canada Cartage System (dedicated contract carriage, dry van TL and LTL, freight management, air, expedited) Direct Distribution Centres (warehousing and distribution)
58	55	Contrans Group Woodstock, Ontario TSE: CSS Stan Dunford, Chairman and CEO Gregory Rumble, President and COO James Clark, CFO <i>www.contrans.ca</i>	327,374 458,133	-28.5	20,114 27,659	-27.3	1,600 1,800	1,100 company-owned tractors 2,200 trailers	Brookville Carriers, Hopefield Trucking, L.A. Dalton Systems, Laidlaw Carriers, Tri-Line Carriers (flatbed, dry van TL and LTL, refrigerated TL, liquid and dry bulk, chemical tank, pneumatic, dump — includes assets of Truboy Freight International acquired in February) Glen Tay Transportation (liquid and dry bulk) Tripax Transportation (dry van TL and LTL) ECL Carriers (waste) Cornerstone Logistics (transportation management, warehousing and distribution, air and ocean freight forwarding, freight brokerage)
59	56	Mullen Group¹ Okotoks, Alberta TSX: MTL Murray Mullen, Chairman and CEO Steve Lockwood President and CEO David Olson, CFO <i>www.mullen-group.com</i>	326,071 454,729	-28.3	NA NA	NA	1,000 1,712	329 company-owned tractors 651 owner-operator tractors 52 straight trucks 592 pickups and cargo vans 2,771 trailers 750 containers	Mullen Trucking (dry van TL and LTL, flatbed, heavy specialized) Cascade Carriers (dry bulk) Grimshaw Trucking (regional LTL) Mill Creek Motor Freight, Payne Transportation (dry van TL and LTL) Tenold Transportation (flatbed and LTL, warehousing) Kleyson Group (dry bulk, flatbed, intermodal)

Footnotes:







¹ Mullen Group revenue is for trucking operations only.

RANK 2009	RANK 2008	COMPANY	REVENUE (000)	% CHANGE	NET INCOME (000)	% CHANGE	EMPLOYEES	EQUIPMENT	OPERATING UNITS (DESCRIPTION OF SERVICES)
60	61	Central Refrigerated Service Inc.  West Valley City, Utah Jerry Moyes, Chairman Jon Isaacson, President and CEO Robert Baer, CFO <i>www.centralref.com</i>	322,103 406,861	-20.8	NA NA	NA	1,430 1,566	906 company-owned tractors 814 owner-operator tractors 2,680 trailers	Central Refrigerated Service (refrigerated TL, dedicated contract carriage, intermodal, freight brokerage)
61	70	Dynamex Inc.²  Dallas Nasdaq: DDMX Richard McClelland, Chairman James Welch, President and CEO Maynard Skarka, COO Ray Schmitz, CFO <i>www.dynamex.com</i>	301,924 305,242	-1.1	7,866 6,983	-44.6	1,500 2,000	97 owner-operator tractors 745 straight trucks 2,404 pickups and cargo vans	Dynamex Inc. (same-day air and ground package delivery, expedited, dedicated contract carriage, residential delivery and installation, facilities management, inventory management, call centers)
62	62	P.A.M. Transportation Services Inc.  Tontitown, Ark. Nasdaq: PTSI Daniel Cushman, President and CEO Larry Goddard, CFO <i>www.pamtransport.com</i>	291,910 406,723	-28.2	(10,847) (18,765)	NA	2,591 2,931	1,697 company-owned tractors 34 owner-operator tractors 4,630 trailers	P.A.M. Transport (dry van TL, dedicated contract carriage, intermodal, freight brokerage, transportation management)
63	66	Challenger Group³  Cambridge, Ontario Daniel Einwechter, Chairman and CEO Eugene Moser, President Doug Blair, CFO <i>www.challenger.com</i>	285,674 313,025	-8.7	NA NA	NA	2,300 2,300	2,926 company-owned tractors 155 owner-operator tractors 9 straight trucks 25 pickups and cargo vans 3,563 trailers 400 containers	Challenger Motor Freight (dry van TL and LTL, intermodal, drayage) Challenger Logistics (transportation management, intermodal, air and ocean freight forwarding, dedicated contract carriage) Challenger Special Commodities (flatbed, heavy specialized, includes assets of Sandrock Specialized Carriers acquired in October 2009) Elgin Motor Freight (dry van TL, cross-border services) Cam Hiltz Trucking (waste) MCX/Motor City Express (dry van TL) Lodwick Transport (refrigerated TL) TCX/Transborder Challenger Expedited (expedited LTL, cross-border services)
64	77	Gordon Trucking Inc.  Pacific, Wash. Larry Gordon, President Steve Gordon, COO Bob Goldberg, CFO <i>www.gordontrucking.com</i>	285,000 292,000	-2.4	NA NA	NA	1,900 1,875	1,310 company-owned tractors 190 owner-operator tractors 4,200 trailers	Gordon Trucking (dry van and refrigerated TL, dedicated contract carriage) Gordon Logistics Management (freight brokerage)

Footnotes:







² Dynamex Inc. revenue and net income is for 9 months ended April 30, 2010, and April 30, 2009.








³ Challenger Group revenue is for 12 months ended April 30, 2010, and April 30, 2009.

RANK 2009	RANK 2008	COMPANY	REVENUE (000)	% CHANGE	NET INCOME (000)	% CHANGE	EMPLOYEES	EQUIPMENT	OPERATING UNITS (DESCRIPTION OF SERVICES)
65	58	Mercer Transportation Louisville, Ky.  Arthur Corum, Chairman James Stone, President Timothy Pike, CFO <i>www.mercer-trans.com</i>	282,166 445,056	-36.6	NA NA	NA	214 277	1,700 owner-operator tractors 1,850 trailers	Mercer Transportation (flatbed, dry van TL, freight brokerage)
66	88	3PD Inc. Marietta, Ga. (Arcapita, Inc.)  Karl Meyer, Chairman and CEO Bud Workmon, President Randy Meyer, CFO <i>www.3pd.com</i>	271,000 247,000	9.7	NA NA	NA	500 575	1,078 owner-operator tractors and straight trucks	3PD Delivery (residential and commercial delivery, warehousing and distribution, returned goods management, assembly and repair, freight management and facility design)
67	80	TransAm Trucking Olathe, Kan.  Trudy Jacobson, Chairman Russell McElliott, President John Jacobson, CEO <i>www.transamtruck.com</i>	267,738 273,141	-2.0	NA NA	NA	663 776	396 company-owned tractors 951 owner-operator tractors 2,400 trailers	TransAm Trucking (refrigerated TL, dedicated contract carriage) TransAm Trucking Financial Services (equipment leasing, financial services) TransAm Logistics (freight brokerage)
68	65	Graebel Cos. Aurora, Colo.  David Graebel, Chairman William Graebel, CEO Tim Callahan, COO Bradley Siler, CFO <i>www.graebel.com</i>	261,000 325,023	-19.7	(3,300) 1,158	NA	1,531 1,401	201 company-owned tractors 604 owner-operators 361 straight trucks 111 pickups and cargo vans 1,036 trailers	Graebel Van Lines, Graebel Movers (household goods, commercial and industrial moving and storage) Graebel Relocation Services Worldwide (domestic and international relocation) Graebel Movers International (household goods forwarding) Graebel Commercial Services (facility management, business relocation and renovation) Move Management (household goods relocation management)
69	76	KLLM Transport Services Jackson, Miss.  William Liles III, Chairman James Richards Jr., President and CEO Kevin Adams, CFO <i>www.kllm.com</i>	260,234 294,000	-11.5	NA NA	NA	1,013 1,605	750 company owned tractors 700 lease-to-own tractors 100 owner-operators 2,100 trailers	KLLM Inc. (refrigerated TL, dedicated contract carriage)
70	64	Cardinal Logistics Management Concord, N.C.  (GTCR Golder, Rauner) Vin McLoughlin, Chairman Jerry Bowman, President and COO Tom Hostetler, CEO Carl Texter, CFO <i>www.cardlog.com</i>	257,000 339,000	-24.2	NA 6,000	NA	1,811 1,500	48 company tractors 940 lease-to-own tractors 213 owner-operator tractors 243 straight trucks 21 pickups and cargo vans 4,297 trailers	Cardinal Logistics Management (dedicated contract carriage, residential and commercial delivery, transportation management, warehousing and inventory management, facilities engineering, supply chain consulting)

RANK 2009	RANK 2008	COMPANY	REVENUE (000)	% CHANGE	NET INCOME (000)	% CHANGE	EMPLOYEES	EQUIPMENT	OPERATING UNITS (DESCRIPTION OF SERVICES)
71	69	The Suddath Cos. Jacksonville, Fla. Stephen Suddath, Chairman Barry Vaughn, President and CEO James Barnett, CFO <i>www.suddath.com</i>	255,221 307,105	-16.9	10,291 10,070	2.2	940 996	60 company-owned tractors 156 owner-operator tractors 150 straight trucks 67 pickups and cargo vans 412 trailers 1,600 containers	Suddath Relocation Systems (household goods, commercial and industrial moving and storage) Lexicon Relocation (relocation-management support services) Suddath Transportation Systems (freight brokerage, transportation of high-value products, trade show exhibits and store fixtures, horticulture transport) Suddath Logistics/Centra Worldwide (air and ocean freight forwarding, warehousing and distribution, inventory management, transportation management, call center and order fulfillment, packaging and assembly, freight payment, warranty and repair services) Suddath International (international household goods moving and storage, relocation services) Suddath Government Services (government and military relocation) Suddath Hospitality Solutions (transportation of furniture and fixtures, project logistics) Suddath Container Services (portable self-storage and moving services)
72	67	Pitt Ohio Express Pittsburgh Charles Hammell III, President and CEO James Fields, COO Scott Sullivan, CFO <i>www.pittohio.com</i>	255,198 309,756	-17.6	9,420 28,275	-66.7	2,042 2,755	682 company-owned tractors 391 straight trucks 45 pickups and cargo vans 1,747 trailers	Pitt Ohio Express (regional LTL, expedited, assembly and distribution, warehousing, driver leasing, information technology) ECM Transport (dry van TL, 51% ownership)
73	73	Super Service Holdings (formerly Gainey Corp.) Grand Rapids, Mich. (Funds managed by Wayzata Investment Partners) William Murnane, Chairman Larry Carrier, CFO <i>www.superservicellc.com</i>	250,000 300,053	-16.7	NA NA	NA	NA 1,750	1,154 company-owned tractors 2,830 trailers	Super Service (dry van and refrigerated TL and LTL dedicated contract carriage, freight brokerage)
74	83	Mesilla Valley Transportation Las Cruces, N.M. Royal Jones, President and CEO Dean Rigg, CFO <i>www.m-v-t.com</i>	232,000 265,000	-12.5	NA NA	NA	1,500 1,200	1,000 company-owned tractors 20 lease-to-own tractors 3,900 trailers	Mesilla Valley Transportation (dry van TL) J.H. Rose Logistics (freight brokerage)
75	78	Specialized Transportation Inc. Fort Wayne, Ind. Ian Nicolson, President and CEO Dick Omlor, COO Rick Burton, CFO <i>www.STIdelivers.com</i>	230,000 290,000	-20.7	12,030 NA	NA	225 250	643 owner-operator tractors 200 straight trucks 1,100 trailers	Specialized Transportation Inc. (transportation of high-value goods and specialized commodities, trade show exhibits, commercial and residential delivery, warehousing and distribution)

RANK 2009	RANK 2008	COMPANY	REVENUE (000)	% CHANGE	NET INCOME (000)	% CHANGE	EMPLOYEES	EQUIPMENT	OPERATING UNITS (DESCRIPTION OF SERVICES)
76	81	Calyx Transportation Group Concord, Ontario (Wynnchurch Capital) Douglas Harrison, President Robert Donaghey, CEO Matthew Keogh, CFO <i>www.calyxinc.com</i>	228,714 271,788	-15.8	NA NA	NA NA	1,800 1,800	78 company-owned tractors 45 lease-to-own tractors 242 owner-operator tractors 33 straight trucks and vans 1,158 trailers 292 containers	National Fast Freight (intermodal LTL and TL, expedited) Muir's Cartage Limited (regional LTL and TL, dedicated contract carriage, warehousing and distribution) Euroworld Transport System Canada (air and ocean freight forwarding, customs brokerage) Indis Inc. (warehousing and distribution, transportation management, air and ocean freight forwarding, supply chain consulting) Totalline Transport (dry van TL and LTL, expedited, warehousing, cross-border services, air and ocean freight forwarding) Bransam Logistics Services, Kreative Carriers (dry van TL and LTL, cross-border services, freight brokerage) Hyphen (transportation management, supply chain consulting, freight brokerage)
77	74	Roehl Transport Marshfield, Wis. Everett Roehl, Chairman and CEO Richard Roehl, President and COO Stephen Wykle, CFO <i>www.roehl.net</i>	228,057 297,014	-23.2	NA NA	NA NA	1,955 2,165	1,639 company-owned tractors 84 lease-to-own tractors 150 owner-operator tractors 4 straight trucks 4,722 trailers	Roehl Transport (dry van TL, flatbed and heavy specialized, dedicated contract carriage) Roehl Refrigerated Transport (refrigerated TL) Roehl Logistics (freight brokerage)
78	Not Ranked	Koch Companies Inc. Minneapolis, Minn. Randy Koch, CEO Dave Koch, COO John Tillmann, CFO <i>www.kochcompanies.com</i>	226,700 232,263	-2.4	NA NA	NA NA	1,000 NA	620 company-owned tractors 50 lease-to-own tractors 65 owner-operators tractors 2,200 trailers	Stan Koch & Sons Trucking (dry van TL, dedicated contract carriage, intermodal drayage) Koch NationalLease, United Trailer Leasing (equipment leasing and rental, contract maintenance) Koch Logistics (freight brokerage, transportation management, warehousing and distribution) GW Transportation Services (freight brokerage) Koch Industries Inc. (sourcing, merchandising and distribution)
79	63	Bridge Terminal Transport Inc. Charlotte, N.C. Russell Bruner, Chairman Hans Stig Moller, President Brent Taylor, CFO <i>www.bttinc.com</i>	224,157 353,000	-36.5	NA NA	NA NA	300 351	1,414 owner-operator tractors 700 container chassis	Bridge Terminal Transport (drayage, container yard services)
80	82	Epes Carriers Inc. Greensboro, N.C. Al Bodford, Chairman Michael Dunlap, President and CFO <i>www.epescarriers.com</i>	218,434 266,141	-17.9	NA NA	NA NA	1,206 NA	792 company-owned tractors 299 owner-operator tractors 3,920 trailers	Epes Transport System (dry van TL, dedicated contract carriage, intermodal) Texas Star Express (regional dry van TL, dedicated contract carriage) Epes Logistics Services (freight brokerage) Epes Freight Management (supply chain consulting, transportation management, freight payment) Epes Leasing (equipment leasing)
81	86	Dayton Freight Lines Inc. Dayton, Ohio Thomas Cronin Jr., President and CEO Bryan Brown, CFO <i>www.daytonfreight.com</i>	213,500 248,800	-14.2	NA NA	NA NA	2,200 2,231	996 company-owned tractors 19 straight trucks 2,205 trailers	Dayton Freight Lines (regional LTL, pool distribution) Kelley Transportation (dry van TL) Kelley Logistics (freight brokerage)

RANK 2009	RANK 2008	COMPANY	REVENUE (000)	% CHANGE	NET INCOME (000)	% CHANGE	EMPLOYEES	EQUIPMENT	OPERATING UNITS (DESCRIPTION OF SERVICES)
82	84	Central Freight Lines Waco, Texas Jerry Moyes, Chairman Don Orr, President and CEO Tom Botsios, Vice President Operations Vicky O'Brien, CFO <i>www.centralfreight.com</i>	207,000 261,755	-20.9	NA NA	NA	3,235 NA	1,951 company-owned tractors 80 lease-to-own tractors 320 owner-operator tractors 8,464 trailers	Central Freight Lines (regional and interregional LTL, warehousing and distribution, inventory management)
									
83	85	Bennett International Group McDonough, Ga. Marcia Taylor, Chairman and CEO David Pittman, CFO <i>www.bennettig.com</i>	206,477 259,117	-20.3	NA 5,666	NA	574 637	48 company-owned tractors 567 owner-operator tractors 667 pickups and cargo vans 1,178 trailers	Bennett Motor Express (flatbed, heavy specialized) Bennett Truck Transport (manufactured housing and recreational vehicle moving services) Bennett DriveAway (truck and bus hauling service) Bennett Distribution Services (warehousing and distribution) Bennett International Transport (air and ocean freight forwarding, customs brokerage, intermodal) Bennett International Logistics (freight brokerage, freight management) Bennett Building Systems (manufactures portable storage buildings)
									
84	90	A. Duie Pyle Cos. West Chester, Pa. Peter Latta, Chairman Steve O'Kane, President <i>www.aduiepyle.com</i>	205,000 236,000	-13.1	NA NA	NA	2,455 NA	707 company-owned tractors 93 owner-operator tractors 26 straight trucks 1,451 trailers	A. Duie Pyle Inc. (regional LTL) A. Duie Pyle Warehousing & Distribution (warehousing, assembly and distribution) A. Duie Pyle Transport Services Group (dry van TL, dedicated contract carriage) Pyle Leasing (equipment rental and leasing, driver leasing)
									
85	79	Transport America Eagan, Minn. (Goldner Hawn, Johnson & Morrison) Scott Arves, President and CEO Keith Klein, COO Mark Emmen, CFO <i>www.transportamerica.com</i>	203,178 273,878	-25.8	NA NA	NA	1,205 1,620	961 company-owned tractors 195 owner-operator tractors 3,855 trailers	Transport America (dry van TL, expedited, dedicated contract carriage) TA Logistics (intermodal, freight brokerage)
									
86	95	Cowan Systems Baltimore Joseph Cowan, Chairman and CEO Dennis Morgan, COO Joseph Scheiner, CFO <i>www.cowansystems.com</i>	199,668 223,003	-10.5	NA NA	NA	920 1,051	700 company-owned tractors 370 owner-operator tractors 2,737 trailers	Cowan Systems (dry van TL, dedicated contract carriage, transportation management, warehousing) Cowan Intermodal (intermodal drayage) Cowan Logistics (freight brokerage) Single Source Logistics (driver staffing)
									
87	87	United Road Services Romulus, Mich. (The Gores Group) Michael Wysocki, CEO Eric Mikesell, CFO <i>www.unitedroad.com</i>	198,000 247,495	-20.0	1,700 10,890	-84.4	1,200 1,240	908 company-owned tractors 218 owner-operators tractors 908 trailers	United Road (vehicle hauling) Pilot Transport, Autolog Auto Transport (vehicle logistics)
									

RANK 2009	RANK 2008	COMPANY	REVENUE (000)	% CHANGE	NET INCOME (000)	% CHANGE	EMPLOYEES	EQUIPMENT	OPERATING UNITS (DESCRIPTION OF SERVICES)
88	93	Navajo Express Denver Don Digby Sr., Chairman Don Digby Jr., President Becky Mackintosh, CEO George Snyder, CFO <i>www.navajo.com</i>	197,000 225,000	-12.4	6,200 NA	NA	609 1,150	383 company-owned tractors 368 owner-operator tractors 1,677 trailers	Navajo Express (refrigerated and dry van TL)
									
89	71	Maverick USA Little Rock, Ark. Steve Williams, Chairman and CEO Stephen Selig, President and COO John Culp, CFO <i>www.maverickusa.com</i>	190,658 304,450	-37.4	NA NA	NA	1,262 1,565	1,154 company-owned tractors 102 lease-to-own tractors 36 owner-operator tractors 1,807 trailers	Maverick Transportation (flatbed, glass, heavy specialized) Maverick Logistics (freight brokerage) Maverick Truck & Trailer Sales (equipment sales)
									
90	Not Ranked	Milan Express Co. Milan, Tenn. Tommy Ross, Chairman John Ross, President and CEO <i>www.milanexpress.com</i>	189,000 193,000	-2.1	NA NA	NA	1,500 1,500	910 company-owned tractors 10 owner-operator tractors 13 straight trucks 2,255 trailers	Milan Express (regional LTL and TL, flatbed, dedicated contract carriage, warehousing and distribution, freight brokerage)
									
91	89	Superior Bulk Logistics Oak Brook Ill. Richard Lewis, Chairman Leonard Fletcher, CEO Timothy McCann, CFO <i>www.superior-carriers.com</i>	188,278 243,000	-22.5	2,050 4,000	-48.8	1,300 1,500	937 company-owned tractors 248 lease-to-own tractors 1,954 trailers	Superior Carriers, Carry Transit (liquid and dry bulk, intermodal tank container maintenance and management) SuperFlo (transloading, bulk storage) Sanicare Wash Systems (tank cleaning)
									
92	98	A&R Logistics Morris, Ill. James Bedeker, Chairman and CEO Jeff O'Connor, President Brian Reichert, CFO <i>www.artransport.com</i>	185,000 218,000	-15.1	NA NA	NA	988 900	585 company-owned tractors 120 owner-operator tractors 1,774 trailers 276 containers	A&R Transport (dry and liquid bulk, dry van TL, transloading) A&R Packaging & Distribution Services (warehousing and distribution, packaging) A&R Global Logistics (transportation management, air and ocean freight forwarding, customs brokerage, freight payment)
									
93	94	Consolidated Fastfrate Toronto Ron Tepper, Chairman Peter Marshall, President and CEO Manny Calandrino, COO Don Kennedy, CFO <i>www.fastfrate.com</i>	184,023 224,592	-18.1	NA NA	NA	1,600 1,275	320 company-owned tractors 20 lease-to-own tractors 250 owner-operator tractors 30 straight trucks 900 trailers 500 container chassis	Consolidated Fastfrate Inc. (intermodal LTL, warehousing and distribution, transloading, inventory management) Canada Drayage Inc. (intermodal drayage, dedicated contract carriage, dry van TL) Koch Transport (dry van TL, dedicated contract carriage) Fastfrate Logistics (freight brokerage)
									
94	Not Ranked	Evans Network of Cos. Schuylkill Haven, Pa Albert Evans, Chairman Matthew Bates, President <i>www.evansdelivery.com</i>	181,000 185,000	-2.2	NA NA	NA	250 NA	70 company-owned tractors 1,700 owner-operator tractors 400 trailers	Evans Delivery Co., West Motor Freight, All Points Transport Corp., Hale Intermodal Trucking, Century Express (intermodal drayage, dry van TL, flatbed, includes operations of Land Transportation acquired in 2009) DM Transportation Management Services (transportation management)
									

RANK 2009	RANK 2008	COMPANY	REVENUE (000)	% CHANGE	NET INCOME (000)	% CHANGE	EMPLOYEES	EQUIPMENT	OPERATING UNITS (DESCRIPTION OF SERVICES)
95	Not Ranked	Velocity Express Stafford, Texas (ComVest Group) John McAlpin, President and COO Todd Adams, CFO <i>www.velocityexpress.com</i>	180,000 295,000	-39.0	NA NA	NA	1,200 1,758	71 owner-operator tractors 518 straight trucks 1,079 pickups and cargo vans	Velocity Express (same day package and freight delivery, residential and commercial delivery, transportation management, dedicated contract carriage, warehousing and distribution, supply chain consulting)
96	Not Ranked	U.S. 1 Industries Valparaiso, Ind. OTCBB: USOO Michael Kibler, President and CEO David Antonson, COO Harold Antonson, CFO <i>www.us1industries.com</i>	179,732 172,675	4.1	(2,586) 3,058	NA	89 NA	1,700 owner-operator tractors	Antler Transport, AFT Transport, ARL Transport, Bruin Motor Express, Carolina National Transportation, Five Star Transport, Friendly Transport, Gulf Line Transportation, Harbor Bridge Intermodal, Keystone Lines, Liberty Transport, Patriot Logistics, Unity Logistics Services (intermodal drayage, warehousing, dry van TL, freight brokerage) Cam Transport, U.S. 1 Logistics (refrigerated TL) Blue & Grey Transport, Thunderbird Motor Express (flatbed, heavy specialized) TC Services (insurance)
97	Not Ranked	Paschall Truck Lines Murray, Ky. Randall Waller, President Tom Stephens, COO Charles Wilson, CFO <i>www.ptl-inc.com</i>	172,717 212,610	-18.8	NA NA	NA	1,485 1,398	943 company-owned tractors 162 owner-operator tractor 2,895 trailers	Paschall Truck Lines (dry van TL) Paschall Solutions (freight brokerage, intermodal)
98	96	Groendyke Transport Enid, Okla. John Groendyke, Chairman and CEO Greg Hodgen, President and COO David Schaub, CFO <i>www.groendyke.com</i>	172,441 220,993	-22.0	NA NA	NA	1,286 1,397	1,050 company-owned tractors 40 pickups and cargo vans 1,700 trailers	Groendyke Transport (petroleum and chemical tank, liquid and dry bulk)
99	Not Ranked	Arpin Group West Warwick, R.I. Paul Arpin, Chairman David Arpin, President and CEO Matt Dolan, COO Ed Braks, CFO <i>www.arpingroup.com</i>	169,493 201,687	-16.0	3,850 NA	NA	270 370	12 company-owned tractors 56 owner-operator tractors 35 straight trucks and cargo vans 90 trailers	Arpin Van Lines (household goods and commercial moving and storage, government and military relocation, vehicle delivery) Arpin International Group (international household goods and commercial moving and storage, government and military relocation) Creative Storage Solutions (storage contract management) Arpin Broadcast Network (Internet communications) Arpin Renewable Energy (energy conservation research and development) Affiliated Transportation Systems (household goods moving and storage, military relocation, acquired in May 2010)
100	72	Jack Cooper Transport Co. Kansas City, Mo. T. Michael Riggs, Chairman Greg May, President Bob Griffin, CEO Craig Irwin, COO Mike Testman, CFO <i>www.jackcooper.com</i>	165,600 302,000	-45.2	NA NA	NA	1,521 1,750	1,411 company tractors 122 lease-to-own tractors 1,531 trailers	Jack Cooper Transport, Pacific Motor Trucking (vehicle hauling)

Notes:

() Parenthesis indicates losses. NA means not available or not applicable. Revenue and net income for Canadian and European companies is shown in U.S. dollars at the average rate of exchange during the time period listed. For calendar year 2009, it was \$1=C\$1.1412 and \$1=0.7173 euros.

Key:

NYSE is New York Stock Exchange, Nasdaq is Nasdaq National Market, OTCBB is Over-the-Counter Bulletin Board and TSE is Toronto Stock Exchange. CFO means Chief Financial Officer. COO means Chief Operating Officer.

Ranking of Top For-Hire Carriers by Sector

RANK	COMPANY	REVENUE (000)		% CHANGE
		2009	2008	
LESS-THAN-TRUCKLOAD				
1	FedEx Freight	\$4,321,000	\$4,415,000	-2.1
2	YRC National Transportation	3,489,300	6,303,200	-44.6
3	Con-way Freight	2,623,989	3,071,015	-14.6
4	UPS Freight	1,943,000	2,191,000	-11.3
5	ABF Freight System	1,384,419	1,758,780	-21.3
6	YRC Regional Transportation	1,322,600	1,973,400	-33.0
7	Estes Express Lines	1,304,000	1,479,990	-11.9
8	Old Dominion Freight Line	1,245,005	1,537,714	-19.0
9	R+L Carriers	862,000	980,000	-12.0
10	Saia Inc.	849,141	1,030,421	-17.6
11	Averitt Express	760,000	970,000	-21.6
12	Lynden Transport	680,000	780,000	-12.8
13	Southeastern Freight Lines	578,425	739,557	-21.8
14	Vitran Express	519,140	610,849	-15.0
15	TransForce Inc.	459,151	606,043	-24.2
16	AAA Cooper Transportation	420,000	519,338	-19.1
17	Central Transport International	342,000	446,000	-23.3
18	New England Motor Freight	341,000	357,000	-4.5
19	Roadrunner Transportation Systems	316,119	366,528	-13.8
20	Pitt Ohio Express	255,198	309,756	-17.6
21	Armour Transport	247,826	246,111	0.7
22	Calyx Transportation Group	228,714	271,788	-15.8
23	Central Freight Lines	207,000	261,775	-20.9
24	Dayton Freight Lines	206,500	237,547	-13.1
25	A. Duie Pyle Inc.	205,000	236,000	-13.1
26	New Century Transportation	185,000	219,000	-15.5
27	Daylight Transport	128,000	159,000	-19.5
28	Ward Trucking	125,079	166,538	-24.9
29	Wilson Trucking	122,162	163,510	-25.3
30	Watkins and Shepard Trucking	114,554	147,000	-22.1
31	Milan Express Co.	110,000	143,500	-23.3
32	Oak Harbor Freight Lines	104,000	145,000	-28.3
	Total Less-Than-Truckload	\$25,999,323	\$32,842,359	-20.8

FedEx Freight revenue includes FedEx Custom Critical.

YRC National Transportation includes YRC Inc. and YRC Reimer.

YRC Regional Transportation includes New Penn Motor Express, Holland and Reddaway.

Estes Express Lines, R+L Carriers, Averitt Express, Central Transport International, New Century Transportation, Daylight

Transport and Oak Harbor Freight Lines revenue is from Satish Jindel of S.J. Consulting.

Armour Transport and Lakeville Motor Express revenue is from Hoover's Online.

Lynden Transport revenue includes truckload, tank, flatbed.

Calyx Transportation Group revenue includes National Fast Freight, Muir's Cartage Limited, Totalline Transport, Bransam Logistics Services, Kreative Carriers, warehousing, air and ocean freight forwarding and freight brokerage.

Pitt Ohio Express, A. Duie Pyle Inc. and Ward Trucking revenue includes truckload.

Watkins and Shepard Trucking revenue includes truckload, flatbed.

RANK	COMPANY	REVENUE (000)		% CHANGE
		2009	2008	
TANK/BULK				
1	Kenan Advantage Group	\$672,113	\$628,163	7.0
2	Quality Distribution Inc.	613,609	815,290	-24.7
3	Tramac Group	505,000	665,000	-24.1
4	Ruan Transport Corp.	220,743	300,209	-26.5
5	Superior Bulk Logistics	188,278	243,000	-22.5
6	A&R Logistics	185,000	218,000	-15.1
7	Groendyke Transport	172,441	220,993	-22.0
8	Foodliner Inc./Quest Logistics	156,882	170,800	-8.1
9	Enterprise Transportation Co.	136,413	180,208	-24.3
10	TransWood Carriers	130,000	122,167	6.4
11	Tankstar USA Inc.	126,411	133,431	-5.3
12	Dupre Logistics	109,254	123,167	-11.3
13	Florida Rock & Tank Lines	91,420	105,087	-13.0
14	Western Dairy Transport	89,465	94,000	-4.8
15	Miller Transporters	80,000	99,700	-19.8
16	Comcar Tank Group	77,554	141,073	-45.0
17	McKenzie Tank Lines	62,780	62,279	0.8
	Total Tank/Bulk	\$3,617,363	\$4,322,567	-16.3

Tramac Group revenue includes intermodal/drayage.

TransWood Carriers and McKenzie Tank Lines revenue is from Hoovers.com.

Tankstar USA includes Schwerman Trucking, Rogers Cartage, Wheatfield Trucking, Bulk Logistics and North American Bulk Transport.

INTERMODAL/DRAYAGE				
1	J.B. Hunt Intermodal	\$1,764,223	\$1,951,670	-9.6
2	Pacer International	1,190,700	1,633,200	-27.1
3	Hub Group	1,054,862	1,329,382	-20.7
4	Roadlink USA	374,000	439,000	-14.8
5	Bridge Terminal Transport	224,157	353,000	-36.5
6	Consolidated Fastfrate	184,023	224,592	-18.1
7	Evans Network of Cos.	181,000	185,000	-2.2
8	U.S. 1 Industries	179,732	172,675	4.1
9	Trailer Bridge Inc.	114,303	133,030	-14.1
10	Universal Truckload Services Inc.	76,753	113,025	-32.1
11	Landstar System	76,346	136,367	-44.0
	Total Intermodal/Drayage	\$5,420,099	\$6,670,941	-18.8

U.S. 1 Industries revenue includes flatbed/heavy specialized.

RANK	COMPANY	REVENUE (000)		% CHANGE
		2009	2008	
TRUCKLOAD				
1	Schneider National Carriers	\$2,960,000	\$3,480,000	-14.9
2	Swift Transportation	2,571,000	3,399,810	-24.4
3	Werner Enterprises	1,437,527	1,881,803	-23.6
4	U.S. Xpress Enterprises	1,394,537	1,825,693	-23.6
5	Landstar System	990,614	1,216,157	-18.5
6	Knight Transportation	651,721	766,935	-15.0
7	Crete Carrier Corp.	644,000	828,752	-22.3
8	Con-way Truckload	564,071	665,717	-15.3
9	TransForce Inc.	560,145	787,041	-28.8
10	Greatwide Truckload	500,000	665,000	-24.8
11	Dart Transit Co.	474,000	557,000	-14.9
12	Interstate Distributor Co.	469,622	565,172	-16.9
13	Heartland Express	459,539	625,600	-26.5
14	J.B. Hunt Truck	446,716	676,431	-34.0
15	Western Express	439,000	594,000	-26.1
16	Covenant Transport	412,081	534,001	-22.8
17	Celadon Group	408,200	457,500	-10.8
18	CRST Van Expedited	395,540	480,994	-17.8
19	Groupe Robert	356,426	276,474	28.9
20	NFI Transportation	351,000	456,000	-23.0
21	Mullen Group	326,071	454,729	-28.3
22	USA Truck	317,224	381,055	-16.8
23	P.A.M. Transportation Services	291,910	406,723	-28.2
24	Gordon Trucking Inc.	285,000	292,000	-2.4
25	Challenger Group	280,416	313,025	-10.4
26	Super Service LLC	250,000	300,053	-16.7
27	Mesilla Valley Transportation	232,000	265,000	-12.5
28	Koch Companies	226,700	210,000	8.0
29	Epes Carriers	218,434	266,141	-17.9
30	Day and Ross Transportation Group	204,599	NA	NA
31	Transport America	203,178	273,878	-25.8
32	Cowan Systems	199,668	223,003	-10.5
33	Paschall Truck Lines	172,717	212,610	-18.8
34	Clarke Inc.	149,234	197,937	-24.6
35	Falcon Transport	146,000	230,000	-36.5
36	Tango Transport	144,000	NA	NA
37	Roehl Transport	139,911	179,214	-21.9
38	SLH Transport	133,241	198,968	-33.0
39	G&P Trucking	124,529	102,619	21.4
40	TransX	116,653	126,953	-8.1
41	CalArk Inc.	116,000	162,400	-28.6
42	USF Glen Moore	112,400	120,500	-6.7
	Total Truckload	\$20,527,026	\$25,656,887	-20.0

RANK	COMPANY	REVENUE (000)		% CHANGE
		2009	2008	
HOUSEHOLD GOODS/COMMERCIAL DELIVERY				
1	Sirva Inc.	\$1,698,900	\$2,747,400	-38.2
2	UniGroup Inc.	1,600,000	2,000,000	-20.0
3	Atlas World Group	715,000	908,400	-21.3
4	3PD Inc.	271,000	247,000	9.7
5	Graebel Cos.	261,000	325,023	-19.7
6	Suddath Cos.	255,221	307,105	-16.9
7	Specialized Transportation Inc.	230,000	290,000	-20.7
8	Arpin Van Lines	169,493	201,687	-16.0
9	Wheaton Van Lines	160,000	164,585	-2.8
10	Bekins Holding Corp.	91,000	95,512	-4.7
11	Stevens Worldwide Van Lines	79,759	80,159	-0.5
12	Furniture Transportation Group	75,849	111,437	-31.9
	Total Household Goods/Commercial Delivery	\$5,607,222	\$7,478,308	-25.0

Sirva Inc. revenue includes Allied Van Lines, Northamerican Lines and Global Van Lines.

UniGroup Inc. revenue includes United Van Lines and Mayflower Transit.

Furniture Transport Group includes Caldwell Freight Lines, MGM Transport, Foothills Trucking, Lance Transport.

DEDICATED CONTRACT CARRIAGE

1	J.B. Hunt Dedicated Contract Services	\$757,000	\$927,000	-18.3
2	Greatwide Dedicated Transport	500,000	535,000	-6.5
3	Ryder System	470,956	547,751	-14.0
4	Ruan Transport Corp.	363,350	570,688	-36.3
5	Canada Cartage System	350,520	431,112	-18.7
6	Cardinal Logistics Management	257,000	339,000	-24.2
6	The Scully Cos.	130,000	120,000	8.3
	Total Dedicated Contract Carriage	\$2,828,826	\$3,470,551	-18.5

Schneider National Carriers revenue is from Satish Jindel of S.J. Consulting and includes tank/bulk, intermodal/drayage, refrigerated.

Swift Transportation revenue includes tank/bulk, intermodal/drayage, flatbed/heavy specialized, refrigerated.

Werner Enterprises revenue includes flatbed/heavy specialized, intermodal/drayage, refrigerated.

U.S. Xpress Enterprises revenue includes intermodal/drayage.

TransForce Inc., Universal Truckload Services and P.A.M. Transportation Services revenue includes flatbed/heavy specialized.

Knight Transportation includes refrigerated.

Dart Transit Co. revenue includes intermodal.

NFI Transportation revenue is from Satish Jindel of S.J. Consulting and includes intermodal/drayage.

Covenant Transport revenue includes Star Transportation.

Koch Companies revenue includes Stan Koch & Sons Trucking, equipment leasing and rental.

Groupe Robert, Day and Ross Transportation Group and Tango Transport revenue is from Hoover's Online.

RANK	COMPANY	REVENUE (000)		% CHANGE
		2009	2008	
FLATBED/HEAVY SPECIALIZED				
1	Landstar System	\$642,065	\$906,156	-29.1
2	Anderson Trucking Services	569,692	880,146	-35.3
3	Vision Logistics	394,000	679,000	-42.0
4	Contrans Group	327,374	458,133	-28.5
5	Universal Truckload Services Inc.	313,573	438,203	-28.4
6	Lone Star Transportation	304,670	308,878	-1.4
7	Mercer Transportation	282,166	445,056	-36.6
8	Maverick USA	190,658	304,450	-37.4
9	CRST Malone	133,886	221,239	-39.5
10	Boyd Bros. Transportation	128,939	181,110	-28.8
11	Carlile Transportation Systems	124,000	122,000	1.6
12	Transport Investments Inc.	118,000	180,000	-34.4
13	Acme Truck Line	117,421	218,032	-46.1
14	Prime Inc.	100,486	149,430	-32.8
	Total Flatbed/Heavy Specialized	\$3,746,930	\$5,491,833	-31.8

Landstar System includes Landstar Inway and Landstar Ligon.

Anderson Trucking Services revenue includes truckload.

Contrans Group revenue includes truckload, tank/bulk, refrigerated.

Vision Logistics revenue is from Satish Jindel of S.J. Consulting and includes Venture Transport Logistics, Ace Transportation, Dynasty Transportation and Texas Hot Shot Co.

Lone Star Transportation revenue for 2009 is from Satish Jindel of S.J. Consulting.

Transport Investments Inc. includes American Transport Inc., Greentree Transportation, Aetna Freight Lines and Marathon Transport.

MOTOR VEHICLE				
1	Allied System Holdings	\$463,000	\$735,000	-37.0
2	Bennett International Group	206,477	259,117	-20.3
3	United Road	198,000	247,495	-20.0
4	Jack Cooper Transport	165,600	302,000	-45.2
5	The Waggoners Trucking	153,386	214,000	-28.3
6	Cassens Transport	141,698	233,995	-39.4
	Total Motor Vehicle	\$1,328,161	\$1,991,607	-33.3

Allied System Holdings revenue is from Satish Jindel of S.J. Consulting.

The Waggoners Trucking revenue includes flatbed.

AIR/EXPEDITED				
1	FedEx Custom Critical	\$280,000	\$350,000	-20.0
2	Forward Air Corp.	268,800	336,200	-20.0
3	Panther Expedited Services	185,000	215,000	-14.0
4	CEVA Ground	166,000	229,000	-27.5
5	Towne Air Freight	160,000	210,000	-23.8
	Total Air/Expedited	\$1,059,800	\$1,340,200	-20.9

FedEx Custom Critical and Panther Expedited Services revenue is from Satish Jindel of S.J. Consulting.

RANK	COMPANY	REVENUE (000)		% CHANGE
		2009	2008	
REFRIGERATED				
1	C.R. England Inc.	\$919,092	\$873,209	5.3
2	Prime Inc.	594,541	673,200	-11.7
3	Stevens Transport	479,291	545,094	-12.1
4	Marten Transport	396,795	508,186	-21.9
5	Frozen Food Express Industries	373,051	490,536	-24.0
6	Central Refrigerated Service	322,103	406,861	-20.8
7	KLLM Inc.	280,000	294,000	-4.8
8	TransAm Trucking	267,738	273,141	-2.0
9	Comcar Refrigerated	229,004	251,506	-8.9
10	John Christner Trucking	202,680	209,000	-3.0
11	Navajo Express	197,000	225,000	-12.4
12	Shaffer Trucking	170,000	235,521	-27.8
13	CanXpress	139,086	151,367	-8.1
14	Southern Refrigerated Transportation	123,624	170,261	-27.4
	Total Refrigerated	\$4,674,239	\$5,306,882	-11.9

C.R. England Inc. revenue includes intermodal/drayage.

KLLM Inc. and John Christner Trucking 2009 revenue is from Hoovers.com. John Christner Trucking 2008 revenue is from Satish Jindel of S.J. Consulting.

CanXpress includes TransX refrigerated truckload.

PACKAGE/COURIER				
1	UPS Inc.	\$28,158,000	\$31,278,000	-10.0
2	FedEx Corp.	17,270,000	17,765,000	-2.8
3	DHL Express	2,053,509	5,236,001	-60.8
4	Purolator Courier	1,256,245	1,464,375	-14.2
5	Dynamex Inc.	301,924	305,242	-1.1
6	TransForce Inc.	258,438	277,974	-7.0
7	Velocity Express	180,000	295,000	-39.0
	Total Package/Courier	\$49,478,116	\$56,621,592	-12.6

FedEx Corp. revenue includes FedEx Express and FedEx Ground.

TransForce Inc. revenue includes ICS Courier, Canpar and ATS Retail Solutions.

Dynamex Inc. revenue is for nine months ended April 30, 2010, and April 30, 2009.



MAKE **MORE** POSSIBLE.

TMW offers you more ways to enhance productivity, reduce costs and seize new opportunities than ever before. Our tools can help you run your business better. We can help you—Make MORE Possible.

We started TMW Systems over 27 years ago to deliver better, more cost-efficient technology that helps our customers manage more profitably. The only thing we've changed is our size. Make the move to TMW today and help your business improve.

Software for Carriers and Transportation Service Providers

- Dispatch
- Fleet Management
- Finance
- Yield Optimization
- Business Intelligence
- Fleet Maintenance... and more

MOVE TO TMW.

TMW[®]
SYSTEMS
www.tmwsystems.com